ZOO ANIMALS REBEL !



Activity One - Making Headlines…

With your partner think up some strange or amusing headlines (titles for Newspaper stories) about animals. For example - ***Hamster learns to speak Spanish !***
- ***Zoo Animals Rebel and Join the Circus !***

Activity Two - In the News

Do you know what the different sections of a Newspaper are called? And the parts of an article?

Sections of the Newspaper:

- Front Page
- Back Page
- Editorial Page
- Classified ads
- Entertainment Page
- Sports Pages

Parts of an article

Headlines: These are written in very large print and consist of a few words or a joke to introduce the article. **Headings:** These are written in bold print and consist of more explanation on what the article is about. **Captions:** These describe the content of a photograph. Team Challenge - http://quizlet.com/1069749/flashcards



Activity Three - Animals in the News

Check out some of these stories on the video projector with your teacher..
http://www.neatorama.com/2009/12/14/weird-moments-in-zoo-history/#!F847O
http://edition.cnn.com/2013/06/25/living/buzzfeed-cnn-escaped-zoo-animals/
http://news.sky.com/story/1218307/north-korea-puts-yorkshire-terriers-in-zoo

Activity Four - Tenses for Story Writing:

When we write a story we usually use the Past Tenses: Read the story and IDENTIFY the TENSES:

An Animal That Escaped From The Zoo

Peter heard the ringing of his phone the minute he returned from work. He worked as a zookeeper. He had just got off duty from his shift at the zoo. He walked over to the phone and picked it up. The alarmed voice over the line told him to return to the zoo immediately because an animal had just escaped from the zoo. They had called Peter because in addition to caring for animals, he was also an expert at ensnaring animals. He was trained as an animal trap specialist.

Peter sighed. He knew it was going to be a long night. He went to his car and sped off to the zoo. He brought the necessary equipment to catch the animal. When he arrived, they told him that the animal was a panther. It had accidentally run out of its cage as the cleaner was looking in another direction. They would keep the zoo closed until the panther was safely back in its compound.

After three tiring hours of searching for the panther, Peter and his men spotted it in the bushes near the den of the lions. It was unnecessary to kill the animal since it did not cause any trouble or kill any other animal. The men kept very still since they did not want to frighten the animal. Peter took out a tranquilliser dart and shot it straight in between the animal's shoulders. After the animal was asleep, the team brought it back to its cage.

ensnaring - catching by trapping
tranquilliser - a needle that contains a liquid which will calm the animal and put it to sleep for a short time

Activity Five - Poetry in Motion

On the way you will work with your partner (on the tram etc..) to write a short poem about your favourite animal. (The best pair win an ice cream each at the zoo!)

Here's an example:



A big, grey elephant I went to see
He had four legs and he was bigger than me
He had two ears so big and round
And one long trunk that made a sound

Which Animal is your poem about?	
Which adjectives describe the animal?	
Which verbs can you use to talk about the animal?	
Which of those different words rhyme?	
Which of those different words rhyme?	

My Animal Poem:

Activity Six - In Captivity- Look at some ZOO VIDEOS

- For each one **describe** the conditions of their captivity.
- Do you think they seem happy? **Opinion**..
- What would their conditions be like **in the wild**?

ZOO ANIMALS	LIVING CONDITIONS	HOW DO THEY LIVE IN THE WILD?

Activity Six - Rebellion in the Zoo..

In pairs - create, and then act out a **role play,** where you are an animal of your choice (that you saw today) and you rebel in some way… (plan to escape, go on strike, throw things out of your cage, or act really strangely…). We will make a VIDEO of each of your sketches. Then with your partner WRITE A NEWSPAPER STORY BASED ON YOUR SKETCH.

Activity Seven - Feed the animals - Find out what these animals eat and write an animal food shopping list … In teams. See who finishes this activity first.

Tiger	
Bear	
Lion	
Giraffe	
Monkey	